

FISHER & PAYKEL

PRELIMINARY SPECIFICATION GUIDE

HEAT PUMP DRYER, 9KG SERIES 9



OVERVIEW

With a stylish, new graphite finish, this 9kg Heat Pump Dryer pairs perfectly with its matching Front Loader Washing Machine for a clean, considered laundry. It has an 8 Star Energy Rating and is designed to be placed almost anywhere in the home. Perfect for laundries where venting is difficult, heat pump technology dries at lower temperatures for gentle fabric care while condensing moisture.

MODELS

Heat Pump Dryer, 9kg
DH9060PG2

SERIES

Series 9
Heat Pump Dryer

FEATURES

- ① New Graphite finish, pairs perfectly with the Front Loader Washing Machine in Graphite
- ② Large 9kg capacity
- ③ 8 Star Energy Rating
- ④ Easy installation with no need for external venting
- ⑤ Improved condensing efficiency and drying speeds
- ⑥ Low maintenance condenser with easy-to-clean foam filter
- ⑦ 14+ fabric care cycles including Delicate, Wool and Easy Iron
- ⑧ Auto-sensing technology detects moisture levels to prevent under or over drying
- ⑨ Drying rack for items that can't be tumble dried - perfect for delicates, shoes and toys
- ⑩ WiFi enabled, for ongoing improvements with software updates

ACCESSORIES

- ① 1x Drying Rack
- ② 1x Drain Hose

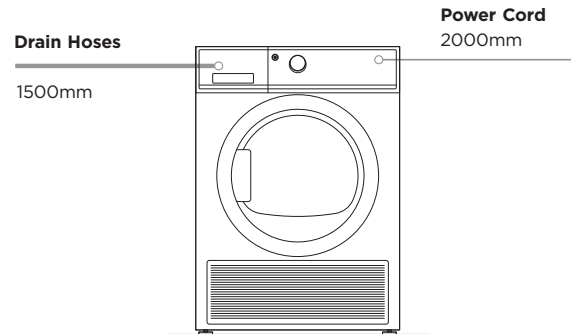
FISHER & PAYKEL

PRELIMINARY SPECIFICATION GUIDE

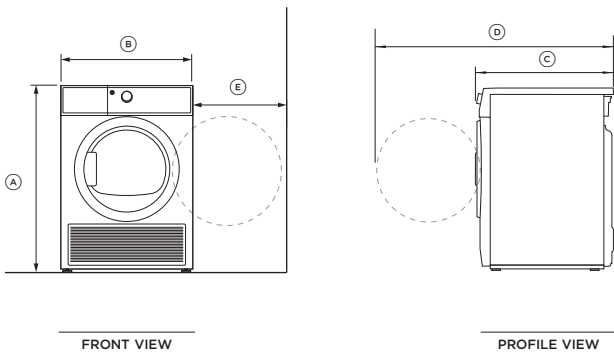
HEAT PUMP DRYER, 9KG SERIES 9

SPECIFICATIONS

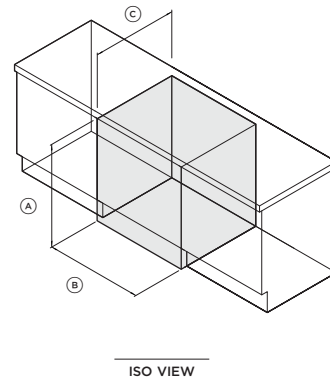
Model No.	DH9060PG2
Dimensions	H 850mm W 600mm D 665mm
Weight	53kg
Electrical	
Supply	220 - 240V, 50Hz
Service	10-amp circuit
Outlet	3-prong grounding-type



PRODUCT DIMENSIONS



CAVITY DIMENSIONS: STANDARD INSTALLATION



	mm
(A) Overall height*	min 840 max 855
(B) Overall width	600
(C) Overall depth**	665
(D) Depth with the door open	1080
(E) Door clearance to adjacent wall	min 335

* Includes adjustable mounted feet and the range of movement

** Includes dial and door when closed

	mm
(A) Overall height*	860
(B) Overall width	640
(C) Overall cavity depth	
• Flush with front panel of the product	640
• In cupboard	705
Minimum gap clearance to adjacent product or cabinetry**	20

* Depends on feet adjustment

** Applies to sides, top and rear